ISTITUTO di Moda BURGO ISTANBUL



PATTERNMAKING

Improve your fashion talent!

PATTERN MAKING

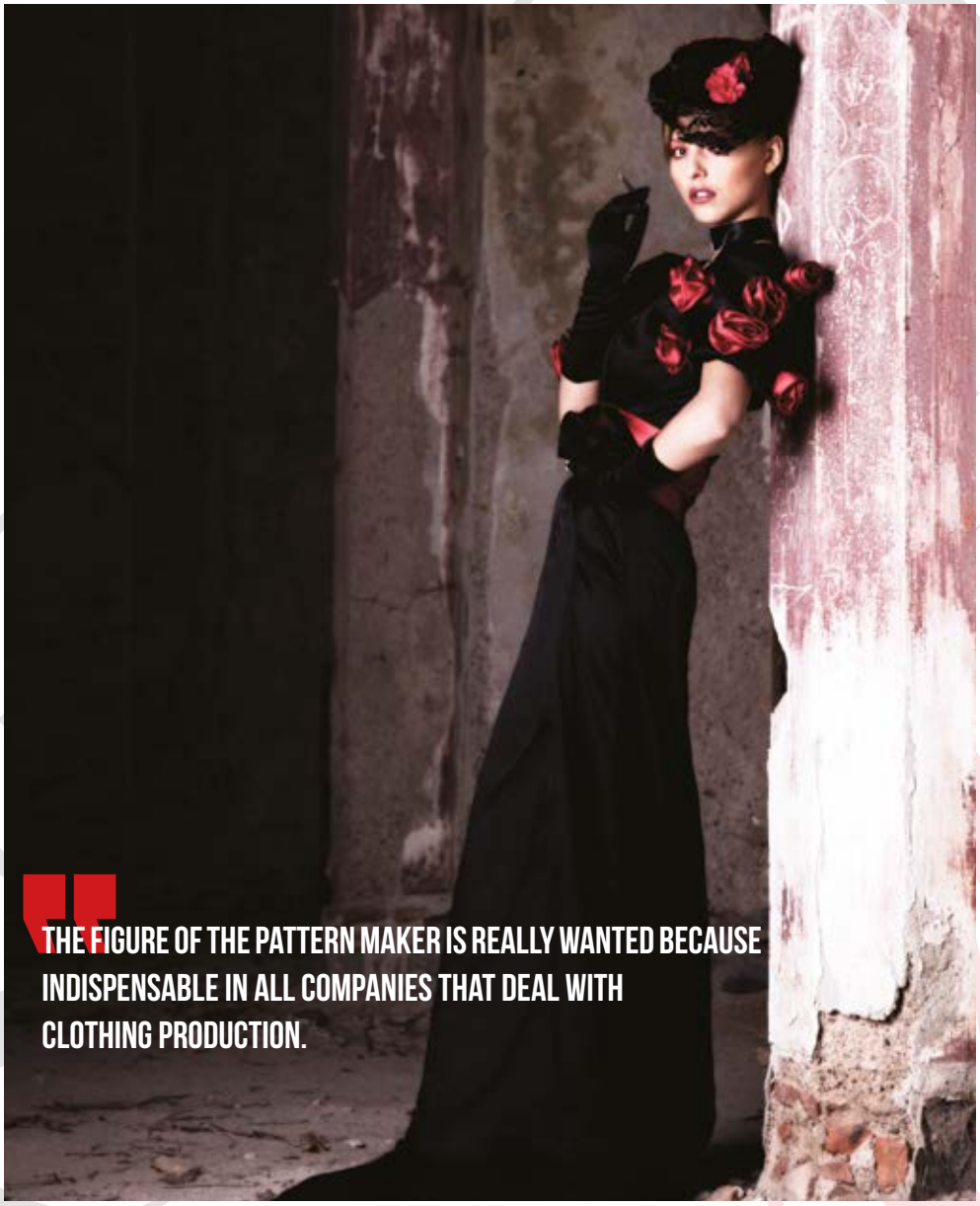

WHO IS THE PATTERN MAKER?

PATTERN MAKER

The pattern maker operates within companies that deal with the production of clothing. He is a strategic figure, unique, as we knows how to realize the pattern designed by the designer through the transformation of the fashion figure in pattern. He takes care of the development the pattern, from the design phase to the realization, following the most faithfully possible the interpretative line adopted by the designer, respecting proportions and style of the sketch.

The pattern maker is a strategic player for a company interested in clothing manufacturing; he transforms the drawing of the designer into a pattern. His job consists of creating the pattern: from the project to the prototype. He has to follow precisely the the designer's idea, maintaining proportions and style of the drawing. The fundamental qualities he needs to have are the following: creativity, technique, organization and interpretation. The pattern maker also needs a familiarity with the human anatomy. He ensures the dress fit thanks to the sartorial skills acquired through sewing the test fabric, in order to safeguard the company's economy. The pattern maker has to supervise the prototype production and direct its creation to guarantee the industrial reproduction and then he has to provide to the pattern grading.



COURSE OBJECTIVE

This course is built to shape professionals that can work independently and eloquently deal with both the unpredictable needs of the designer as well as the pressing and numerous labors demanded by this business.
The teaching method of Istituto di Moda Burgo is based on personalized lessons. Here instructors give lessons directly to each individual student.
This teaching method allows the following:

- TO FOCUS ON AND REINFORCE CERTAIN AREAS WHERE THE STUDENT HAS THE MOST DIFFICULTY
- TO ADVANCE FORWARD IN THE CURRICULUM WITH HIGHEST EFFICIENCY
- TO DEVELOP AN OPTIMAL RELATIONSHIP WITH THE TEACHER

This is possible because there is a limit of 8 students per teacher in each pattern-making course.



CAREER OUTLET

The professional pattern maker works in businesses of different sizes, they can have a tailor-based production or a factory-line production.
Generally in a company the pattern maker works in the design office.
This figure is highly requested and for this reason companies tend to easily integrate him into the team with the head designer, samples personnel, production manager and cutting manager.
Thanks to years of achievement, our Institute's recognition draws hundreds of job placement requests for our students in this field.

STAFF

Our instructors are among the best professionals in the field. And while they continue to work in fashion firms, workshops, and studios, here they are able to share their knowledge and experiences with the younger generation.
This way we created a teaching staff that is dynamic, efficient , and, above all, always up-to-date because they are always contact with the world of fashion. Our highly qualified staff inspires and motivates the students, also thanks to the use of the most modern equipment used in the professional world.

COURSE SYLLABUS

The first part of the program includes patterns for basic bodices, collars, sleeves and dresses that are made in life-size scale from pattern-making paper and then in muslin. Subsequently the basics are altered and redone in order to fit the models, all of this is done first on the paper and then on muslin.
Once the student is familiar with these patterns and this process, he can move on to creating more complete patterns for jackets, blouses, coats etc.
This course is for the largest part practical.
The student learns to recreate any pattern (that can be from a drawing or even a picture) and construct it as fast as possible while avoiding even the slightest mistake. He must check that every piece is correct before sewing them together.
The last section of the course includes notion of pattern grading.
The course includes also field trips to nearby clothing and fabric companies, fashion shows, museums and exhibitions pertaining to this field of work; and there is the possibility of participating in important international competitions.





EXAMS AND PROCESS REPORTS

The teachers prepare tests in order to check the students' progress. This way the instructors are aware of the student's level and can immediately help him in any difficulties he might face within the curriculum. At the end of the course, the student receives a qualified vocational diploma. The final exam is presented to outside reviewers. These reviewers are professionals in the field who evaluate the finished patterns. Once the student presents his work, he must also be prepared to answer the examiners' questions and even mild criticisms. The student must be able to perform successfully with confidence in his subject.



TEXTBOOKS

The book “IL MODELLISMO”, published by Istituto di Moda Burgo is for pattern making study. It has been a point of reference for tens of thousands of Italian and foreign industrial and tailoring companies . It is the perfect handbook for students all over the world. This book is based on the proportional system; this method is founded in the study of basic techniques derived from tailors and consequently industrialized. The foundation is a system of proportional measurements of the human body (woman, man, and child) linked to the exact relationships between measurements that allow the realization of a garment with the correct and proportional fit according to the requested size. The book is also in English.



COURSE SUBJECTS

- Taking body measurements
- Drafting slopers
- Garment ease allowance
- Haute Couture and prêt-à-porter patternmaking
- Study of collars
- Study of shirts
- Study of trousers
- Study of dresses
- Study of coats
- Study of skirts
- Bespoke Pattern Techniques
- Industrial Pattern Techniques
- Dart manipulations
- Pattern Grading
- Planning Techniques
- Price Control
- Quality Control
- Tech pack / spec sheet
- Fibers and Yarns
- Fabrics and Materials





THE GREAT TECHNICAL KNOWLEDGE OF OUR TEACHERS IS TRANSMITTED PROJECT AFTER PROJECT TO OUR STUDENTS

ATTENDANCE

Lesson duration: 3 hours

Woman's wear/Menswear pattern making

Total hours: 600

NORMAL
Duration: 1 year
Weekly attendance: 5 lessons

INTENSIVE
Duration: 5 months
Weekly attendance: 10 lessons

Children's wear pattern making
Total hours: 330

WE ARE DIFFERENT...

More than 10 differences from other schools that make it clear why to choose BURGO

FOUNDATION 1961

Istituto di Moda Burgo has more than 60 years of teaching experience in the field of Fashion: it is a continuous vocation towards for the Italian fashion and Made in Italy; these years have led to the improvement of the didactic system with innovative methodologies, **books and programs**, now points of reference for many other fashion schools both in Milan and in the rest of the world. The most important recognition is given from the fashion companies that find in our Institute the best reference for the recruitment of new figures in the field of fashion. In 60 years we have witnessed the birth and the disappearance of many schools, for this reason we think **that 60 years** are an important guarantee on validity, vision and seriousness of our institute.

TIMES ALWAYS FLEXIBLE

Burgo's teachers are at school from morning to evening. Students can choose **the day and the times** they prefer. Missed classes can be made up for free.

ITALIANS DO IT BETTER

Who better than Italians can teach fashion? Founder, property and most of the collaborators are **Italian**, to guarantee the Italian nature of the training.

LIMITED NUMBER OF STUDENTS

Limited number of students. For example in tailoring classes, 8 for each teacher, as a guarantee of optimal didactic learning.

YOU WILL ALWAYS BE PART OF US

Here you are not a number. Our founder Fernando Burgo and his collaborators know you and are always ready to listen to you for any problem. Once enrolled, you remain part of the Institute forever. Even after finishing the course and years later you will have the opportunity to attend specialization or update courses at any Burgo school in Italy or abroad **without having to pay a new enrollment fee!**

IL FIGURINO
AND
IL MODELLISMO

We use the best and recognized fashion books, **IL FIGURINO and IL MODELLISMO**, complete and up-to-date texts that accompany all our students and that our former students continue to consult even after finishing the course for any doubt or need. We know them very well, because we made them ourselves! They are available in Italian and English version and thanks to our experts we renew them periodically. They are given for free to our students.

ONCE YOU FINISH THE COURSE,
YOU ARE READY
TO WORK!

The "Burgo method" does not give a generic idea!
Those who leave the Institute already know how to work, and are already ready to enter an atelier, a large tailor's workshop or a designer's staff.
We are inclined to direct placement, but we are always available to activate **internships** throughout Italy and Türkiye.

DO
DO
DO

Our educational program is based **on 80%** of practice: workshops, creation and realization of garments and collections.

ALL THE
WORLD
INSIDE THE SCHOOL

The school is **cosmopolitan**: languages and cultures mix and it is not rare that in addition to many new friendships, ideas, collaborations also new companies and brands can be born!

UNIQUE
REGISTRATION
FEE

The enrollment fee, unlike other schools, is paid **only for the first year** and is valid even if you decide to change course or location.

INDIVIDUAL
CLASSES

The teachers follow **individually** each student building a **customized** program.

ISTITUTO di Moda BURGO ISTANBUL

Improve your fashion talent!

ISTITUTO DI MODA BURGO - İSTANBUL
Cumhuriyet Cad.Sipahi Apt.No 115
Kat:1 Harbiye /İstanbul 34367

TEL. +90 532 713 19 22
www.burgoistanbul.com